

Effects of Several Parameters on Thermoelectricity

by Prian Gagani

Submission date: 18-Dec-2020 10:57AM (UTC+0700)

Submission ID: 1478302209

File name: cts-of-several-parameters-on-thermoelectricity-5e7c8a12ea69c.pdf (432.13K)

Word count: 2468

Character count: 14278

Effects of Several Parameters on Thermoelectricity

Fadlioni¹, Budiyanto¹, Haris Isyanto¹, Prian Gagani Chamdareno¹

Departemen Teknik Elektro, Universitas Muhammadiyah Jakarta, Indonesia¹.

1

Abstract - Energy is an important part of basic needs. All living things on the earth need energy to survive. However, energy crisis and environmental damage due to pollution are becoming problems. That is the reason why the need for renewable energy is inevitable. There are many sources of renewable energy like wind energy and hydropower. Among several forms of renewable energy, energy from thermoelectricity is one of promising candidates because it does not generate noise and harmful gases. The thermoelectric materials convert waste heat into electricity based on Seebeck effect. This article describes a simple explanation about the introduction, theory and principle of thermoelectric devices. Several important parameters such as a figure of merit (ZT), thermal conductivity, electrical conductivity, Seebeck coefficient are related each other. This article also gives a brief calculation of several parameters of thermoelectric material and the results are shown in graphs so it will give better intuition for understanding thermoelectricity.

Keywords - thermoelectric, energy, temperature, renewable.

1. Introduction

The need for renewable energy increases as the world starts to run out fossil fuel formed million years ago (Panwar, Kaushik, & Kothari, 2011). The fossil fuels will be preserved if people uses renewable energy. Natural gas, coal and oil are the main fossil fuels. Oil is not environmentally friendly because it generates carbon dioxide and acid rain. Natural gas also can create problems such as being volatile, generating greenhouse emission and it is also dangerous if carelessly transported. The solution to reduce dependence on fossil fuels is to use renewable energy (Taşcıoğlu, Taşkın, & Vardar, 2016). There are plenty sources of renewable energy for example hydroelectricity, wind, solar and heat. Hydroelectricity has disadvantages such as being costly, needing expensive construction and disturbing ecosystem. Wind power can be noisy and disturb radio and television signal. Therefore, in comparison to other sources of renewable energy, thermoelectric energy can be very promising because it is silent, abundant, cheap and having no pollution. The energy from heat is converted into electrical energy so it can be used in many appliances. A thermoelectric generator (TEG) is an electronic device which convert heat into electricity through a phenomenon called the Seebeck effect. Thomas Johann Seebeck discovered that a conductor generates a voltage when applied to a temperature difference in 1821 (Anwar, Mishra, & Anwar, 2016). Thermoelectricity can be applied to harvest waste heat to produce electrical power (Aranguren, Astrain, Rodríguez, & Martínez, 2015). Thermoelectricity is a phenomenon where heat energy is converted into electricity and vice versa (Ginting et al., 2017).

2. Literature Review

A figure of merit ZT describes the thermoelectric conversion efficiency of a material (Xiao, Tan, Ye, Tang, & Ren, 2018). In order to achieve a high figure of merit, a material must have low thermal conductivity and high electrical conductivity (Pacchioni, 2017). One of the methods to increase figure of merit to reduce the thermal conductivity of the thermoelectric material (Rabari, Mahmud, & Dutta, 2016). The definition of The Seebeck effect α is the voltage generated across a conducting or semiconducting material when a temperature difference is given (Salinas & Velasquez, 2019). In experiment, the Seebeck coefficient is

defined as the ratio between the voltage difference and the temperature difference of two points in a sample (H. O. Lee & Sun, 2019). In concept, the Seebeck coefficient is the ratio of electromotive force generated to the applied temperature difference across the sample (Kumar, Patel, Singh, Kandasami, & Kanjilal, 2019). Seebeck coefficient can also be defined the ratio of voltage drop to temperature difference (Ogata & Fukuyama, 2019). The Seebeck coefficient can also be described as the electrical response because of the finite temperature difference T across the system (Mani & Benjamin, 2017). A lot of factors can affect the Seebeck coefficient. Material composition and carrier concentration strongly affect the Seebeck coefficient (J. Lee *et al.*, 2008; Li, Yang, Huang, Li, & Zhang, 2006; Limmer *et al.*, 2012; Mannam *et al.*, 2009; Trahey, Becker, & Stacy, 2007). The Seebeck coefficient is also related to the electron concentration and mobility (Choi *et al.*, 2018). There are many ways to increase the Seebeck coefficient. Band engineering has shown an effective way to improve Seebeck coefficient (Liu *et al.*, 2018). Graphene can also increase the Seebeck coefficient and reduce the thermal conductivity (Tang *et al.*, 2018). Filtering away low-energy charge carriers were proposed to increase Seebeck coefficient without disturbing electronic conductivity (Berland *et al.*, 2016). Nanostructuring was carried out to increase Seebeck coefficient by quantum confinement (Hicks & Dresselhaus, 1993a, 1993b; Mahan & Sofo, 1996). The Seebeck coefficient can be measured by bridging the sample between a heater and heat sink and testing the voltage difference between the hot and the cold sides (Guo, Ma, & Zheng, 2016). The static DC method is measurement of Seebeck coefficient (Okuyama *et al.*, 2019). The thermal conductivity of a material is characteristic to conduct heat (Sankar, Reddy, & Prasad, 2016). The thermal conductivity is also described as a measure of ability to conduct heat (Abd-Elhady, Abd-Elkerim, Ahmed, Halim, & Okail, 2019). Many factors such as ceramic distribution and porosity in the composite material affect the thermal conductivity (Wu, Xiang, Liu, Ma, & Wang, 2018; Yuan, Li, Cao, Tang, & Zhang, 2019). The structure of the materials also has a strong relationship to the thermal conductivity (Zhu, Ren, & Bi, 2018). To decrease thermal conductivity, enhancing phonon scattering can also be conducted (Anufriev, Yanagisawa, & Nomura, 2017; Feng, Lindsay, & Ruan, 2017; Xing & Li, 2016). Nanostructuring is also one of many methods to reduce thermal conductivity (Dong *et al.*, 2019). There are several ways to measure thermal conductivity such as transient hot wire method, transient plane source method, modified transient plane source (mtps) method, transient line source method, modified transient line source method, laser flash method, 3ω -method, freestanding sensor-based 3ω -method, time-domain thermoreflectance method, dyntim method.

3. Result and Discussion

Figure 1 (a) shows temperature dependence of ZT with varied from $50 \mu\text{V/K}$ to $250 \mu\text{V/K}$. The horizontal axis represents temperature in kelvin while the horizontal axis represents the figure of merit which is dimensionless. Overall, ZT increases with the temperature and Seebeck coefficient. At temperature of 0 K, the ZT is also 0 and increases gradually to around 2.8 at temperature 1000 K according to equation (1). **Figure 1**(b) gives information about the efficiency. The efficiency is 0% at 0 K and rises to around 15% at 1000 K for $ZT = 0.5$. If ZT is increased to 2.5, the efficiency rises to about 55% percent at 1000 K according to equation (2). **Figure 1** (c) describes about area dependence of resistance R . Wider thermoelectric elements have a greater cross-sectional area which can contribute to lower electrical resistance. **Figure 1** (d) shows the length dependence of thermal conductance. It shows that longer elements give lower thermal conductance. Low thermal conductivity is very important to keep one side hot and the side cold to generate a large voltage.

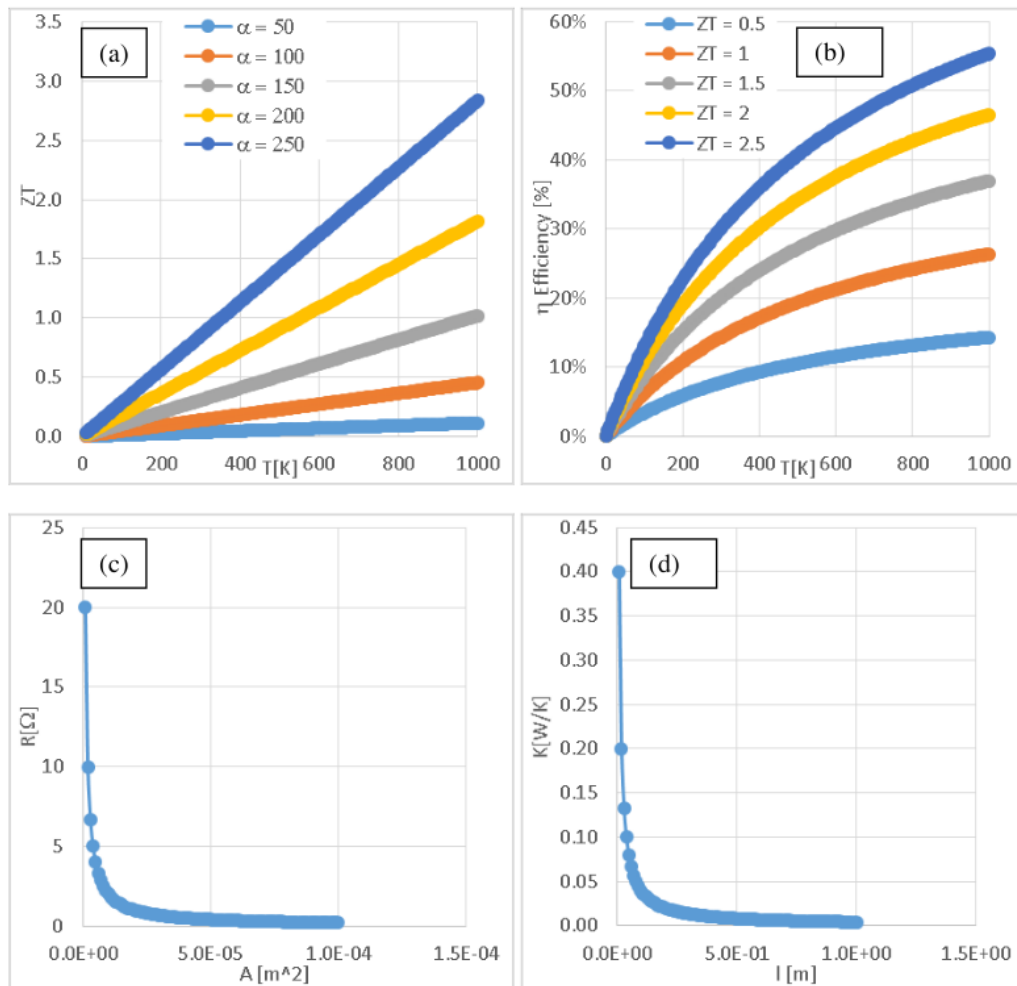


Figure 1. (a) Area dependence of R and (b) length dependence of K .

Figure 2 shows the compatibility factor. Thermoelectric device will not work if the difference of compatibility factor between one segment and the other segment is more than a factor of about two. The compatibility factor change slightly when the temperature increases. **Figure 3** gives information about relative current density dependence of reduced efficiency η_r with varied κ and α . The relative current density is ratio of electric current density to heat flux. The reduced efficiency η_r is the ratio of electrical power output to the thermal energy applied.

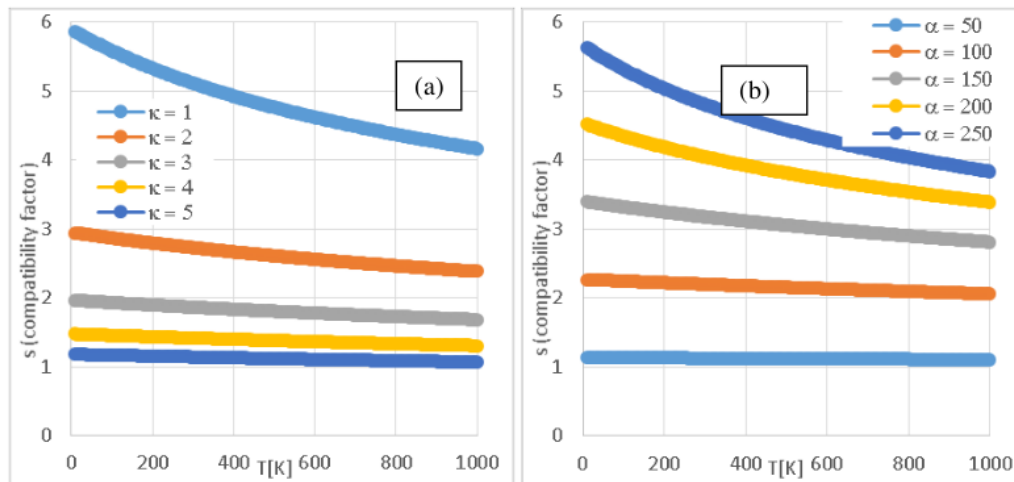


Figure 2. Temperature dependence of compatibility factor with (a) varied κ and (b) varied α .

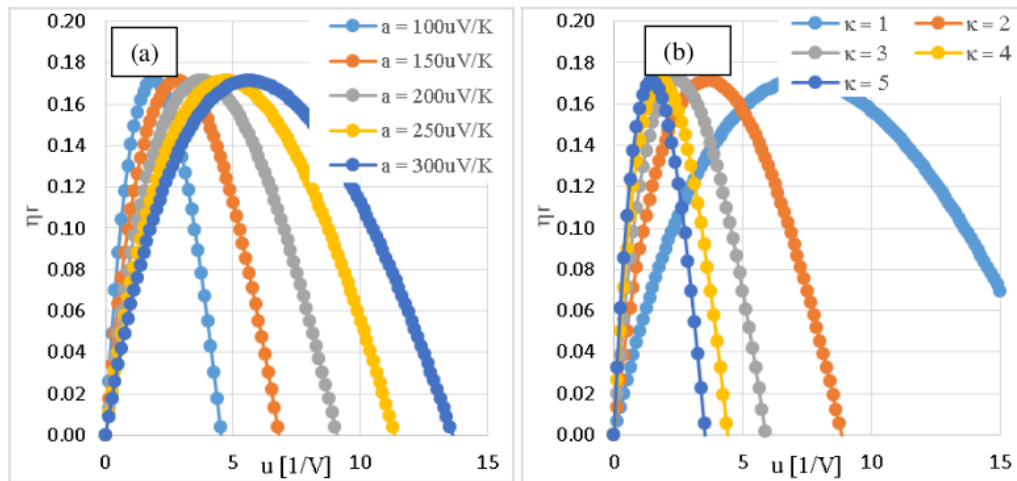


Figure 3. Relative current density dependence of reduced efficiency η_r with (a) varied κ and (b) varied α .

4. Conclusion

In conclusion, a simple analysis on mechanism, principle and application of thermoelectric generator has been presented. Materials with improved ZT, high electrical conductivity, high Seebeck coefficient and low thermal conductivity are required to fabricate thermoelectric generator with high efficiency.

5. References

- [1]. Abd-Elhady, M. S., Abd-Elkerim, A. N. A., Ahmed, S., Halim, M. A., & Okail, A. I. (2019). Study the thermal performance of solar cookers by using metallic wires and nanographene. *Renewable Energy*.
- [2]. Anufriev, R., Yanagisawa, R., & Nomura, M. (2017). Aluminium nanopillars reduce thermal conductivity of silicon nanobeams. *Nanoscale*, 9(39), 15083–15088.
- [3]. Anwar, S., Mishra, B. K., & Anwar, S. (2016). Optimized substrate temperature range for improved physical properties in spray pyrolysis deposited Tin Selenide thin films. *Materials Chemistry and Physics*, 175, 118–124.
- [4]. Aranguren, P., Astrain, D., Rodríguez, A., & Martínez, A. (2015). Experimental investigation of the applicability of a thermoelectric generator to recover waste heat from a combustion chamber. *Applied Energy*, 152, 121–130.

- [5]. Berland, K., Song, X., Carvalho, P. A., Persson, C., Finstad, T. G., & Løvvik, O. M. (2016). Enhancement of thermoelectric properties by energy filtering: Theoretical potential and experimental reality in nanostructured ZnSb. *Journal of Applied Physics*, *119*(12), 125103.
- [6]. Choi, H., Jeong, K., Chae, J., Park, H., Baek, J., Kim, T. H., Song, J. Y., Park, J., Jeong, K.-H., & Cho, M.-H. (2018). Enhancement in thermoelectric properties of Te-embedded Bi₂Te₃ by preferential phonon scattering in heterostructure interface. *Nano Energy*, *47*, 374–384.
- [7]. Dong, J., Sun, F.-H., Tang, H., Pei, J., Zhuang, H.-L., Hu, H.-H., Zhang, B.-P., Pan, Y., & Li, J.-F. (2019). Medium-temperature thermoelectric GeTe: vacancy suppression and band structure engineering leading to high performance. *Energy & Environmental Science*, *12*(4), 1396–1403.
- [8]. Feng, T., Lindsay, L., & Ruan, X. (2017). Four-phonon scattering significantly reduces intrinsic thermal conductivity of solids. *Physical Review B*, *96*(16), 161201.
- [9]. Ginting, D., Lin, C.-C., Lydia, R., So, H. S., Lee, H., Hwang, J., Kim, W., Al Orabi, R. A. R., & Rhyee, J.-S. (2017). High thermoelectric performance in pseudo quaternary compounds of (PbTe)_{0.95-x}(PbSe)_x(PbS)_{0.05} by simultaneous band convergence and nano precipitation. *Acta Materialia*, *131*, 98–109.
- [10]. Guo, W., Ma, J., & Zheng, W. (2016). Bi₂Te₃ nanoflowers assembled of defective nanosheets with enhanced thermoelectric performance. *Journal of Alloys and Compounds*, *659*, 170–177.
- [11]. Hicks, L. D., & Dresselhaus, M. S. (1993a). Effect of quantum-well structures on the thermoelectric figure of merit. *Physical Review B*, *47*(19), 12727.
- [12]. Hicks, L. D., & Dresselhaus, M. S. (1993b). Thermoelectric figure of merit of a one-dimensional conductor. *Physical Review B*, *47*(24), 16631.
- [13]. Kumar, A., Patel, A., Singh, S., Kandasami, A., & Kanjilal, D. (2019). Apparatus for Seebeck coefficient measurement of wire, thin film, and bulk materials in the wide temperature range (80–650 K). *Review of Scientific Instruments*, *90*(10), 104901.
- [14]. Lee, H. O., & Sun, S.-S. (2019). Photo-Seebeck Effects in Doped P3HT Composites. *MRS Advances*, *4*(8), 473–480.
- [15]. Lee, J., Farhangfar, S., Lee, J., Cagnon, L., Scholz, R., Gösele, U., & Nielsch, K. (2008). Tuning the crystallinity of thermoelectric Bi₂Te₃ nanowire arrays grown by pulsed electrodeposition. *Nanotechnology*, *19*(36), 365701.
- [16]. Li, L., Yang, Y., Huang, X., Li, G., & Zhang, L. (2006). Pulsed electrodeposition of single-crystalline Bi₂Te₃ nanowire arrays. *Nanotechnology*, *17*(6), 1706.
- [17]. Limmer, S. J., Yelton, W. G., Siegal, M. P., Lensch-Falk, J. L., Pillars, J., & Medlin, D. L. (2012). Electrochemical deposition of Bi₂(Te, Se)₃ nanowire arrays on Si. *Journal of The Electrochemical Society*, *159*(4), D235–D239.
- [18]. Liu, R., Tan, X., Liu, Y.-C., Ren, G.-K., Lan, J.-L., Zhou, Z.-F., Nan, C.-W., & Lin, Y.-H. (2018). BiCuSeO as state-of-the-art thermoelectric materials for energy conversion: from thin films to bulks. *Rare Metals*, *37*(4), 259–273.
- [19]. Mahan, G. D., & Sofo, J. O. (1996). The best thermoelectric. *Proceedings of the National Academy of Sciences*, *93*(15), 7436–7439.
- [20]. Mami, A., & Benjamin, C. (2017). Strained-graphene-based highly efficient quantum heat engine operating at maximum power. *Physical Review E*, *96*(3), 032118.
- [21]. Mannam, R., Agarwal, M., Roy, A., Singh, V., Varahramyan, K., & Davis, D. (2009). Electrodeposition and thermoelectric characterization of bismuth telluride nanowires. *Journal of The Electrochemical Society*, *156*(8), B871–B875.

- [22]. Ogata, M., & Fukuyama, H. (2019). Range of Validity of Sommerfeld–Bethe Relation Associated with Seebeck Coefficient and Phonon Drag Contribution. *Journal of the Physical Society of Japan*, 88(7), 074703.
- [23]. Okuyama, T., Sugiyama, T., Tahashi, M., Goto, H., Natsume, T., & Takahashi, M. (2019). Synthesis and characterization of Ca₃Co₄O₉ thermoelectric ceramics using the slurry sintering method. *Electronics and Communications in Japan*, 102(1), 3–9.
- [24]. Pacchioni, G. (2017). *The power of pores*. NATURE PUBLISHING GROUP MACMILLAN BUILDING, 4 CRINAN ST, LONDON N1 9XW, ENGLAND.
- [25]. Panwar, N. L., Kaushik, S. C., & Kothari, S. (2011). Role of renewable energy sources in environmental protection: A review. *Renewable and Sustainable Energy Reviews*, 15(3), 1513–1524.
- [26]. Rabari, R., Mahmud, S., & Dutta, A. (2016). Analysis of combined solar photovoltaic-nanostructured thermoelectric generator system. *International Journal of Green Energy*, 13(11), 1175–1184.
- [27]. Salinas, A. N. C., & Velasquez, J. (2019). Probe Design for Thermopower Measurements Using a Differential Thermocouple. *2019 NCUR*.
- [28]. Sankar, N., Reddy, M. N., & Prasad, R. K. (2016). Carbon nanotubes dispersed polymer nanocomposites: mechanical, electrical, thermal properties and surface morphology. *Bulletin of Materials Science*, 39(1), 47–55.
- [29]. Tang, H., Sun, F.-H., Dong, J.-F., Zhuang, H.-L., Pan, Y., & Li, J.-F. (2018). Graphene network in copper sulfide leading to enhanced thermoelectric properties and thermal stability. *Nano Energy*, 49, 267–273.
- [30]. Taşçıoğlu, A., Taşkın, O., & Vardar, A. (2016). A power case study for monocrystalline and polycrystalline solar panels in bursa city, Turkey. *International Journal of Photoenergy*, 2016.
- [31]. Trahey, L., Becker, C. R., & Stacy, A. M. (2007). Electrodeposited bismuth telluride nanowire arrays with uniform growth fronts. *Nano Letters*, 7(8), 2535–2539.
- [32]. Wu, L., Xiang, F., Liu, W., Ma, R., & Wang, H. (2018). Hot-pressing sintered BN-SiO₂ composite ceramics with excellent thermal conductivity and dielectric properties for high frequency substrate. *Ceramics International*, 44(14), 16594–16598.
- [33]. Xiao, J., Tan, X., Ye, X., Tang, X., & Ren, D. (2018). Spin-dependent Seebeck effect, spin-dependent Seebeck diode, thermal spin filtering and figure of merit of nitrophenyl diazonium functionalized graphene. *Organic Electronics*, 63, 1–6.
- [34]. Xing, Z.-B., & Li, J.-F. (2016). Lead-free AgSn₄SbTe₆ nanocomposites with enhanced thermoelectric properties by SiC nanodispersion. *Journal of Alloys and Compounds*, 687, 246–251.
- [35]. Yuan, Y., Li, Z., Cao, L., Tang, B., & Zhang, S. (2019). Modification of Si₃N₄ ceramic powders and fabrication of Si₃N₄/PTFE composite substrate with high thermal conductivity. *Ceramics International*, 45(13), 16569–16576.
- [36]. Zhu, J., Ren, H., & Bi, Y. (2018). Opacified graphene-doped silica aerogels with controllable thermal conductivity. *Journal of Porous Materials*, 25(6), 1697–1705.



This work is licensed under a Creative Commons Attribution Non-Commercial 4.0 International License.

Effects of Several Parameters on Thermoelectricity

ORIGINALITY REPORT

15%	12%	3%	0%
SIMILARITY INDEX	INTERNET SOURCES	PUBLICATIONS	STUDENT PAPERS

PRIMARY SOURCES

1	www.kansaiuniversityreports.com	12%
	Internet Source	
2	Lecture Notes in Nanoscale Science and Technology, 2014.	3%
	Publication	

Exclude quotes On
Exclude bibliography On

Exclude matches < 2%