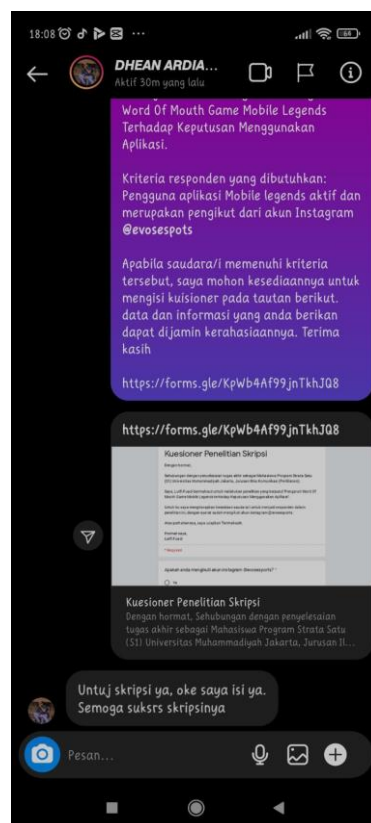
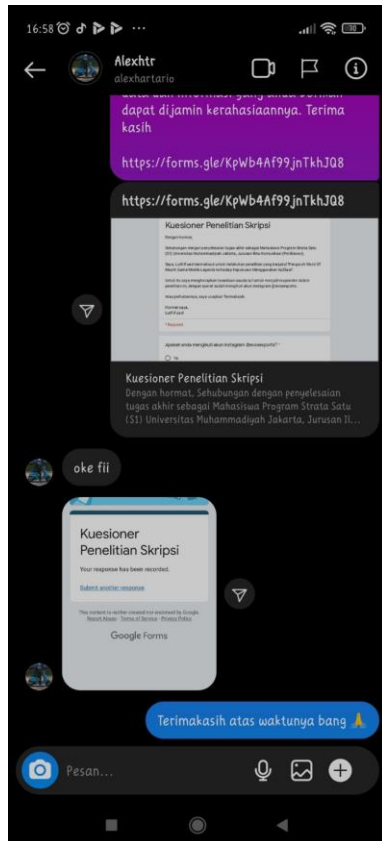
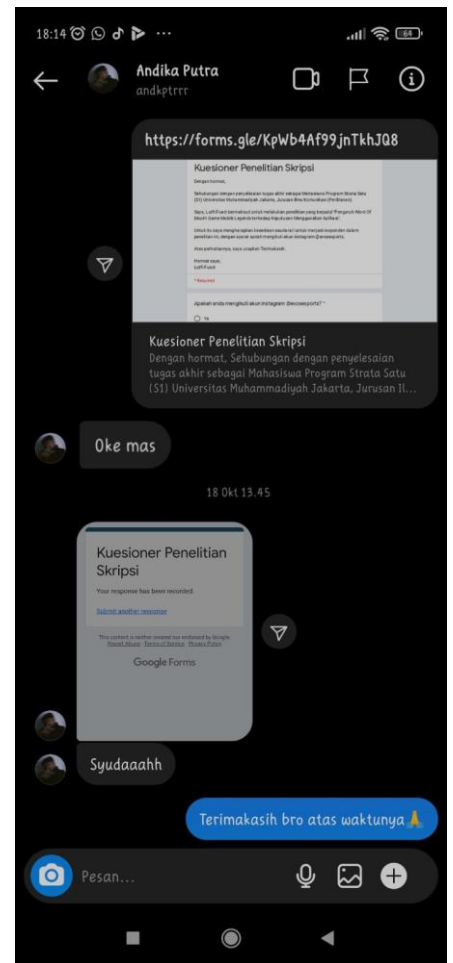
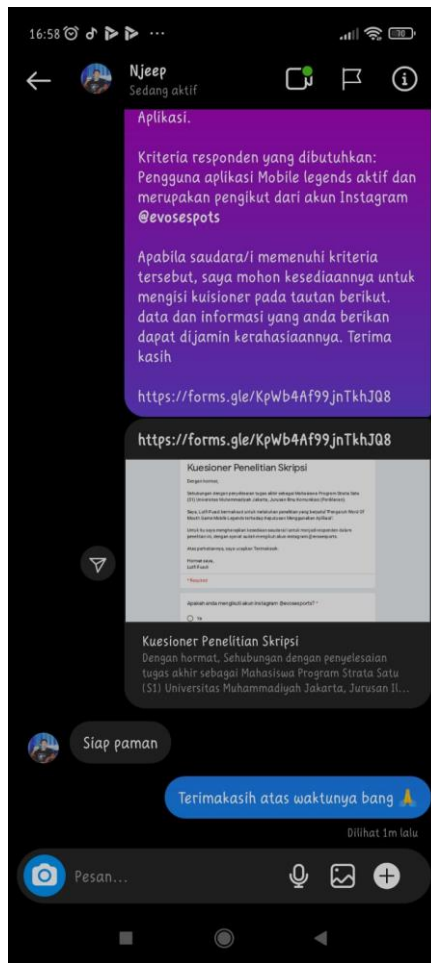
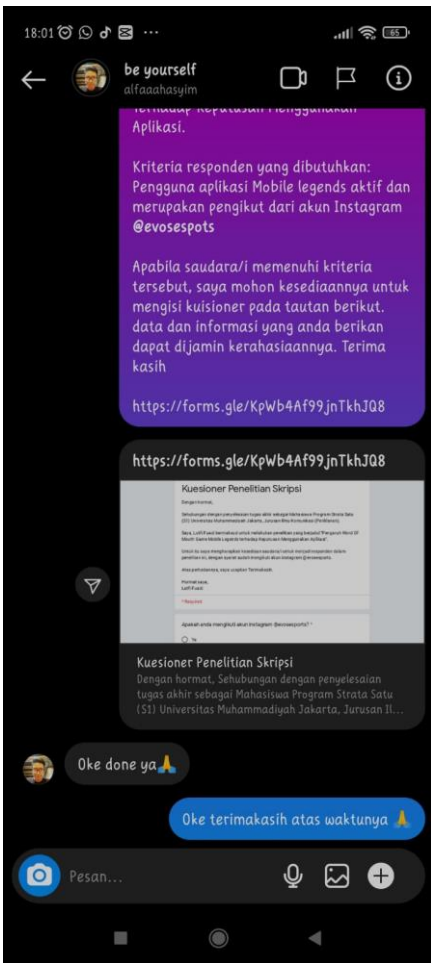



LAMPIRAN

Dokumentasi Penyebaran Kuesioner



KUESIONER PENELITIAN MELALUI GOOGLE FORM



Kuesioner Penelitian Skripsi

Dengan hormat,


Sehubungan dengan penyelesaian tugas akhir sebagai Mahasiswa Program Strata Satu (S1) Universitas Muhammadiyah Jakarta, Jurusan Ilmu Komunikasi (Periklanan).

Saya, Lutfi Fuadi bermaksud untuk melakukan penelitian yang berjudul "Pengaruh Word Of Mouth Game Mobile Legends terhadap Keputusan Menggunakan Aplikasi".


Untuk itu saya mengharapkan kesediaan saudara/i untuk menjadi responden dalam penelitian ini, dengan syarat sudah mengikuti akun instagram @evosesports.


Atas perhatiannya, saya ucapkan Terimakasih.

Hormat saya,
Lutfi Fuadi

 lutfi.fuadi420@gmail.com
(tidak dibagikan) [Ganti akun](#)

Kuesioner Penelitian Skripsi

 lutfi.fuadi420@gmail.com
(tidak dibagikan) [Ganti akun](#)



* Wajib

Identitas Responden

Nama *

Jawaban Anda

Umur *

15 - 19 tahun

20 - 24 tahun


25 - 29 tahun


30 - 34 tahun

35 - 39 tahun

>40 tahun

Lutfi Fuadi

 lutfi.fuadi420@gmail.com
(tidak dibagikan) [Ganti akun](#)



* Wajib

Apakah anda mengikuti akun instagram @evosesports? *

Ya

Tidak

Apakah anda pernah bermain game Mobile Legends? *

Ya

Tidak

[Berikutnya](#) [Kosongkan formulir](#)

Jangan pernah mengirimkan sandi melalui Google Formulir.

Konten ini tidak dibuat atau didukung oleh Google. [Laporkan Penyalahgunaan](#) - [Persyaratan Layanan](#) - [Kebijakan Privasi](#)

Google Formulir

Uji Validitas Variabel X (30)

Correlations

		x1	x2	x3	x4	x5	x6	x7	x8	x9	x10	x11	totalx
x1	Pearson Correlation	1	.679**	.188	.110	.580**	.459*	.252	.365*	.594**	.704**	.532**	.724**
	Sig. (2-tailed)		.000	.321	.564	.001	.011	.179	.047	.001	.000	.002	.000
	N	30	30	30	30	30	30	30	30	30	30	30	30
x2	Pearson Correlation	.679**	1	.361*	.317	.476**	.509**	.452*	.310	.538**	.618**	.467**	.758**
	Sig. (2-tailed)	.000		.050	.088	.008	.004	.012	.095	.002	.000	.009	.000
	N	30	30	30	30	30	30	30	30	30	30	30	30
x3	Pearson Correlation	.188	.361*	1	.607**	.299	.075	.250	.257	.250	.209	.058	.450*
	Sig. (2-tailed)	.321	.050		.000	.108	.695	.184	.171	.183	.267	.760	.013
	N	30	30	30	30	30	30	30	30	30	30	30	30
x4	Pearson Correlation	.110	.317	.607**	1	.223	.242	.231	.301	.336	.271	.380*	.507**
	Sig. (2-tailed)	.564	.088	.000		.237	.198	.220	.107	.070	.148	.038	.004
	N	30	30	30	30	30	30	30	30	30	30	30	30
x5	Pearson Correlation	.580**	.476**	.299	.223	1	.337	.203	.265	.591**	.647**	.626**	.691**
	Sig. (2-tailed)	.001	.008	.108	.237		.068	.282	.157	.001	.000	.000	.000
	N	30	30	30	30	30	30	30	30	30	30	30	30
x6	Pearson Correlation	.459*	.509**	.075	.242	.337	1	.591**	.419*	.400*	.625**	.505**	.687**
	Sig. (2-tailed)	.011	.004	.695	.198	.068		.001	.021	.028	.000	.004	.000
	N	30	30	30	30	30	30	30	30	30	30	30	30
x7	Pearson Correlation	.252	.452*	.250	.231	.203	.591**	1	.767**	.381*	.483**	.485**	.680**
	Sig. (2-tailed)	.179	.012	.184	.220	.282	.001		.000	.038	.007	.007	.000
	N	30	30	30	30	30	30	30	30	30	30	30	30
x8	Pearson Correlation	.365*	.310	.257	.301	.265	.419*	.767**	1	.465**	.450*	.486**	.671**
	Sig. (2-tailed)	.047	.095	.171	.107	.157	.021	.000		.010	.013	.006	.000
	N	30	30	30	30	30	30	30	30	30	30	30	30
x9	Pearson Correlation	.594**	.538**	.250	.336	.591**	.400*	.381*	.465**	1	.618**	.588**	.762**
	Sig. (2-tailed)	.001	.002	.183	.070	.001	.028	.038	.010		.000	.001	.000
	N	30	30	30	30	30	30	30	30	30	30	30	30
x10	Pearson Correlation	.704**	.618**	.209	.271	.647**	.625**	.483**	.450*	.618**	1	.781**	.858**
	Sig. (2-tailed)	.000	.000	.267	.148	.000	.000	.007	.013	.000		.000	.000
	N	30	30	30	30	30	30	30	30	30	30	30	30
x11	Pearson Correlation	.532**	.467**	.058	.380*	.626**	.505**	.485**	.486**	.588**	.781**	1	.785**
	Sig. (2-tailed)	.002	.009	.760	.038	.000	.004	.007	.006	.001	.000		.000
	N	30	30	30	30	30	30	30	30	30	30	30	30
totalx	Pearson Correlation	.724**	.758**	.450*	.507**	.691**	.687**	.680**	.671**	.762**	.858**	.785**	1
	Sig. (2-tailed)	.000	.000	.013	.004	.000	.000	.000	.000	.000	.000	.000	
	N	30	30	30	30	30	30	30	30	30	30	30	30

** . Correlation is significant at the 0.01 level (2-tailed).

* . Correlation is significant at the 0.05 level (2-tailed).

Uji Validitas Variabel Y (30)

Correlations

		y1	y2	y3	y4	y5	y6	y7	y8	y9	y10	y11	totaly
y1	Pearson Correlation	1	.591**	.419*	.400*	.625**	.505**	.421*	.459*	.509**	.075	.242	.719**
	Sig. (2-tailed)		.001	.021	.028	.000	.004	.020	.011	.004	.695	.198	.000
	N	30	30	30	30	30	30	30	30	30	30	30	30
y2	Pearson Correlation	.591**	1	.767**	.381*	.483**	.485**	.424*	.252	.452*	.250	.231	.729**
	Sig. (2-tailed)	.001		.000	.038	.007	.007	.020	.179	.012	.184	.220	.000
	N	30	30	30	30	30	30	30	30	30	30	30	30
y3	Pearson Correlation	.419*	.767**	1	.465**	.450*	.486**	.276	.365*	.310	.257	.301	.689**
	Sig. (2-tailed)	.021	.000		.010	.013	.006	.139	.047	.095	.171	.107	.000
	N	30	30	30	30	30	30	30	30	30	30	30	30
y4	Pearson Correlation	.400*	.381*	.465**	1	.618**	.588**	.317	.594**	.538**	.250	.336	.747**
	Sig. (2-tailed)	.028	.038	.010		.000	.001	.088	.001	.002	.183	.070	.000
	N	30	30	30	30	30	30	30	30	30	30	30	30
y5	Pearson Correlation	.625**	.483**	.450*	.618**	1	.781**	.249	.704**	.618**	.209	.271	.827**
	Sig. (2-tailed)	.000	.007	.013	.000		.000	.185	.000	.000	.267	.148	.000
	N	30	30	30	30	30	30	30	30	30	30	30	30
y6	Pearson Correlation	.505**	.485**	.486**	.588**	.781**	1	.295	.532**	.467**	.058	.380*	.763**
	Sig. (2-tailed)	.004	.007	.006	.001	.000		.113	.002	.009	.760	.038	.000
	N	30	30	30	30	30	30	30	30	30	30	30	30
y7	Pearson Correlation	.421*	.424*	.276	.317	.249	.295	1	.227	.368*	.076	-.100	.507**
	Sig. (2-tailed)	.020	.020	.139	.088	.185	.113		.228	.045	.691	.600	.004
	N	30	30	30	30	30	30	30	30	30	30	30	30
y8	Pearson Correlation	.459*	.252	.365*	.594**	.704**	.532**	.227	1	.679**	.188	.110	.696**
	Sig. (2-tailed)	.011	.179	.047	.001	.000	.002	.228		.000	.321	.564	.000
	N	30	30	30	30	30	30	30	30	30	30	30	30
y9	Pearson Correlation	.509**	.452*	.310	.538**	.618**	.467**	.368*	.679**	1	.361*	.317	.766**
	Sig. (2-tailed)	.004	.012	.095	.002	.000	.009	.045	.000		.050	.088	.000
	N	30	30	30	30	30	30	30	30	30	30	30	30
y10	Pearson Correlation	.075	.250	.257	.250	.209	.058	.076	.188	.361*	1	.607**	.431*
	Sig. (2-tailed)	.695	.184	.171	.183	.267	.760	.691	.321	.050		.000	.018
	N	30	30	30	30	30	30	30	30	30	30	30	30
y11	Pearson Correlation	.242	.231	.301	.336	.271	.380*	-.100	.110	.317	.607**	1	.470**
	Sig. (2-tailed)	.198	.220	.107	.070	.148	.038	.600	.564	.088	.000		.009
	N	30	30	30	30	30	30	30	30	30	30	30	30
totaly	Pearson Correlation	.719**	.729**	.689**	.747**	.827**	.763**	.507**	.696**	.766**	.431*	.470**	1
	Sig. (2-tailed)	.000	.000	.000	.000	.000	.000	.004	.000	.000	.018	.009	
	N	30	30	30	30	30	30	30	30	30	30	30	30

** . Correlation is significant at the 0.01 level (2-tailed).

* . Correlation is significant at the 0.05 level (2-tailed).

Reliability Variabel X (30)

Reliability Statistics

Cronbach's Alpha	N of Items
.892	11

Reliability Variabel Y (30)

Reliability Statistics

Cronbach's Alpha	N of Items
.877	11

Uji Validitas Variabel X (98)

Correlations

		x1	x2	x3	x4	x5	x6	x7	x8	x9	x10	x11	totalx
x1	Pearson Correlation	1	.657**	.261**	.157	.484**	.432**	.135	.189	.130	.135	.144	.596**
	Sig. (2-tailed)		.000	.009	.122	.000	.000	.186	.062	.202	.185	.158	.000
	N	98	98	98	98	98	98	98	98	98	98	98	98
x2	Pearson Correlation	.657**	1	.443**	.325**	.454**	.281**	.386**	.110	.094	.131	.252*	.668**
	Sig. (2-tailed)	.000		.000	.001	.000	.005	.000	.281	.357	.197	.012	.000
	N	98	98	98	98	98	98	98	98	98	98	98	98
x3	Pearson Correlation	.261**	.443**	1	.638**	.512**	.263**	.360**	.034	.023	.248*	.147	.653**
	Sig. (2-tailed)	.009	.000		.000	.000	.009	.000	.743	.820	.014	.148	.000
	N	98	98	98	98	98	98	98	98	98	98	98	98
x4	Pearson Correlation	.157	.325**	.638**	1	.390**	.305**	.326**	-.099	-.173	.195	-.012	.491**
	Sig. (2-tailed)	.122	.001	.000		.000	.002	.001	.333	.089	.054	.907	.000
	N	98	98	98	98	98	98	98	98	98	98	98	98
x5	Pearson Correlation	.484**	.454**	.512**	.390**	1	.609**	.155	.149	-.065	.084	.028	.622**
	Sig. (2-tailed)	.000	.000	.000	.000		.000	.128	.143	.527	.411	.785	.000
	N	98	98	98	98	98	98	98	98	98	98	98	98
x6	Pearson Correlation	.432**	.281**	.263**	.305**	.609**	1	.082	.119	-.010	.186	-.038	.523**
	Sig. (2-tailed)	.000	.005	.009	.002	.000		.419	.243	.923	.066	.707	.000
	N	98	98	98	98	98	98	98	98	98	98	98	98
x7	Pearson Correlation	.135	.386**	.360**	.326**	.155	.082	1	-.045	.079	.143	.169	.459**
	Sig. (2-tailed)	.186	.000	.000	.001	.128	.419		.657	.437	.159	.096	.000
	N	98	98	98	98	98	98	98	98	98	98	98	98
x8	Pearson Correlation	.189	.110	.034	-.099	.149	.119	-.045	1	.136	.406**	.460**	.432**
	Sig. (2-tailed)	.062	.281	.743	.333	.143	.243	.657		.182	.000	.000	.000
	N	98	98	98	98	98	98	98	98	98	98	98	98
x9	Pearson Correlation	.130	.094	.023	-.173	-.065	-.010	.079	.136	1	.367**	.474**	.376**
	Sig. (2-tailed)	.202	.357	.820	.089	.527	.923	.437	.182		.000	.000	.000
	N	98	98	98	98	98	98	98	98	98	98	98	98
x10	Pearson Correlation	.135	.131	.248*	.195	.084	.186	.143	.406**	.367**	1	.488**	.586**
	Sig. (2-tailed)	.185	.197	.014	.054	.411	.066	.159	.000	.000		.000	.000
	N	98	98	98	98	98	98	98	98	98	98	98	98
x11	Pearson Correlation	.144	.252*	.147	-.012	.028	-.038	.169	.460**	.474**	.488**	1	.557**
	Sig. (2-tailed)	.158	.012	.148	.907	.785	.707	.096	.000	.000	.000		.000
	N	98	98	98	98	98	98	98	98	98	98	98	98
totalx	Pearson Correlation	.596**	.668**	.653**	.491**	.622**	.523**	.459**	.432**	.376**	.586**	.557**	1
	Sig. (2-tailed)	.000	.000	.000	.000	.000	.000	.000	.000	.000	.000	.000	
	N	98	98	98	98	98	98	98	98	98	98	98	98

** . Correlation is significant at the 0.01 level (2-tailed).

* . Correlation is significant at the 0.05 level (2-tailed).

Uji Validitas Variabel Y (98)

Correlations

		y1	y2	y3	y4	y5	y6	y7	y8	y9	y10	y11	totaly
y1	Pearson Correlation	1	.410**	.129	1.000**	-.036	-.084	-.014	.091	.196	.144	.087	.573**
	Sig. (2-tailed)		.000	.206	.000	.722	.413	.893	.371	.053	.157	.393	.000
	N	98	98	98	98	98	98	98	98	98	98	98	98
y2	Pearson Correlation	.410**	1	.344**	.410**	.115	.000	.078	-.091	.138	.161	.263**	.535**
	Sig. (2-tailed)	.000		.001	.000	.258	1.000	.448	.372	.176	.114	.009	.000
	N	98	98	98	98	98	98	98	98	98	98	98	98
y3	Pearson Correlation	.129	.344**	1	.129	-.001	.009	.081	-.100	.033	-.042	-.017	.323**
	Sig. (2-tailed)	.206	.001		.206	.989	.931	.430	.328	.743	.680	.865	.001
	N	98	98	98	98	98	98	98	98	98	98	98	98
y4	Pearson Correlation	1.000**	.410**	.129	1	-.036	-.084	-.014	.091	.196	.144	.087	.573**
	Sig. (2-tailed)	.000	.000	.206		.722	.413	.893	.371	.053	.157	.393	.000
	N	98	98	98	98	98	98	98	98	98	98	98	98
y5	Pearson Correlation	-.036	.115	-.001	-.036	1	.351**	.224*	-.040	.149	.365**	.335**	.421**
	Sig. (2-tailed)	.722	.258	.989	.722		.000	.026	.695	.143	.000	.001	.000
	N	98	98	98	98	98	98	98	98	98	98	98	98
y6	Pearson Correlation	-.084	.000	.009	-.084	.351**	1	.516**	.369**	.182	.215*	.136	.438**
	Sig. (2-tailed)	.413	1.000	.931	.413	.000		.000	.000	.072	.034	.182	.000
	N	98	98	98	98	98	98	98	98	98	98	98	98
y7	Pearson Correlation	-.014	.078	.081	-.014	.224*	.516**	1	.432**	.246*	.371**	.216*	.558**
	Sig. (2-tailed)	.893	.448	.430	.893	.026	.000		.000	.015	.000	.032	.000
	N	98	98	98	98	98	98	98	98	98	98	98	98
y8	Pearson Correlation	.091	-.091	-.100	.091	-.040	.369**	.432**	1	.217*	.064	-.006	.351**
	Sig. (2-tailed)	.371	.372	.328	.371	.695	.000	.000		.032	.531	.950	.000
	N	98	98	98	98	98	98	98	98	98	98	98	98
y9	Pearson Correlation	.196	.138	.033	.196	.149	.182	.246*	.217*	1	.702**	.374**	.588**
	Sig. (2-tailed)	.053	.176	.743	.053	.143	.072	.015	.032		.000	.000	.000
	N	98	98	98	98	98	98	98	98	98	98	98	98
y10	Pearson Correlation	.144	.161	-.042	.144	.365**	.215*	.371**	.064	.702**	1	.494**	.623**
	Sig. (2-tailed)	.157	.114	.680	.157	.000	.034	.000	.531	.000		.000	.000
	N	98	98	98	98	98	98	98	98	98	98	98	98
y11	Pearson Correlation	.087	.263**	-.017	.087	.335**	.136	.216*	-.006	.374**	.494**	1	.520**
	Sig. (2-tailed)	.393	.009	.865	.393	.001	.182	.032	.950	.000	.000		.000
	N	98	98	98	98	98	98	98	98	98	98	98	98
totaly	Pearson Correlation	.573**	.535**	.323**	.573**	.421**	.438**	.558**	.351**	.588**	.623**	.520**	1
	Sig. (2-tailed)	.000	.000	.001	.000	.000	.000	.000	.000	.000	.000	.000	
	N	98	98	98	98	98	98	98	98	98	98	98	98

** . Correlation is significant at the 0.01 level (2-tailed).

* . Correlation is significant at the 0.05 level (2-tailed).

Reliability Variabel X (98)

Reliability Statistics

Cronbach's	
Alpha	N of Items
.754	11

Reliability Variabel Y (98)

Reliability Statistics

Cronbach's	
Alpha	N of Items
.693	11

Uji Regresi Linier Sederhana Variabel X terhadap Y

Model Summary

Model	R	R Square	Adjusted R Square	Std. Error of the Estimate
1	.764 ^a	.584	.580	2.151

a. Predictors: (Constant), totalx

ANOVA^a

Model		Sum of Squares	df	Mean Square	F	Sig.
1	Regression	624.374	1	624.374	134.974	.000 ^b
	Residual	444.085	96	4.626		
	Total	1068.459	97			

a. Dependent Variable: totaly

b. Predictors: (Constant), totalx

Coefficients^a

Model		Unstandardized Coefficients		Standardized Coefficients	t	Sig.
		B	Std. Error	Beta		
1	(Constant)	10.583	1.986		5.328	.000
	totalx	.711	.061	.764	11.618	.000

a. Dependent Variable: totaly

Deskriptif Variabel X

x1

		Frequency	Percent	Valid Percent	Cumulative Percent
Valid	2	12	12.2	12.2	12.2
	3	73	74.5	74.5	86.7
	4	13	13.3	13.3	100.0
	Total	98	100.0	100.0	

x2

		Frequency	Percent	Valid Percent	Cumulative Percent
Valid	1	1	1.0	1.0	1.0
	2	12	12.2	12.2	13.3
	3	74	75.5	75.5	88.8
	4	11	11.2	11.2	100.0
	Total	98	100.0	100.0	

x3

		Frequency	Percent	Valid Percent	Cumulative Percent
Valid	2	31	31.6	31.6	31.6
	3	55	56.1	56.1	87.8
	4	12	12.2	12.2	100.0
	Total	98	100.0	100.0	

x4

		Frequency	Percent	Valid Percent	Cumulative Percent
Valid	2	32	32.7	32.7	32.7
	3	61	62.2	62.2	94.9
	4	5	5.1	5.1	100.0
	Total	98	100.0	100.0	

x5

		Frequency	Percent	Valid Percent	Cumulative Percent
Valid	2	25	25.5	25.5	25.5
	3	58	59.2	59.2	84.7
	4	15	15.3	15.3	100.0
	Total	98	100.0	100.0	

x6

		Frequency	Percent	Valid Percent	Cumulative Percent
Valid	1	2	2.0	2.0	2.0
	2	25	25.5	25.5	27.6
	3	66	67.3	67.3	94.9
	4	5	5.1	5.1	100.0
	Total	98	100.0	100.0	

x7

		Frequency	Percent	Valid Percent	Cumulative Percent
Valid	1	1	1.0	1.0	1.0
	2	7	7.1	7.1	8.2
	3	66	67.3	67.3	75.5
	4	24	24.5	24.5	100.0
	Total	98	100.0	100.0	

x8

		Frequency	Percent	Valid Percent	Cumulative Percent
Valid	2	12	12.2	12.2	12.2
	3	57	58.2	58.2	70.4
	4	29	29.6	29.6	100.0
	Total	98	100.0	100.0	

x9

		Frequency	Percent	Valid Percent	Cumulative Percent
Valid	1	3	3.1	3.1	3.1
	2	29	29.6	29.6	32.7
	3	57	58.2	58.2	90.8
	4	9	9.2	9.2	100.0
	Total	98	100.0	100.0	

x10

		Frequency	Percent	Valid Percent	Cumulative Percent
Valid	1	1	1.0	1.0	1.0
	2	14	14.3	14.3	15.3
	3	66	67.3	67.3	82.7
	4	17	17.3	17.3	100.0
	Total	98	100.0	100.0	

x11

		Frequency	Percent	Valid Percent	Cumulative Percent
Valid	1	3	3.1	3.1	3.1
	2	14	14.3	14.3	17.3
	3	59	60.2	60.2	77.6
	4	22	22.4	22.4	100.0
	Total	98	100.0	100.0	

Deskriptif Variabel Y

y1

		Frequency	Percent	Valid Percent	Cumulative Percent
Valid	1	2	2.0	2.0	2.0
	2	6	6.1	6.1	8.2
	3	50	51.0	51.0	59.2
	4	40	40.8	40.8	100.0
	Total	98	100.0	100.0	

y2

		Frequency	Percent	Valid Percent	Cumulative Percent
Valid	1	1	1.0	1.0	1.0
	2	14	14.3	14.3	15.3
	3	67	68.4	68.4	83.7
	4	16	16.3	16.3	100.0
	Total	98	100.0	100.0	

y3

		Frequency	Percent	Valid Percent	Cumulative Percent
Valid	1	7	7.1	7.1	7.1
	2	28	28.6	28.6	35.7
	3	57	58.2	58.2	93.9
	4	6	6.1	6.1	100.0
	Total	98	100.0	100.0	

y4

		Frequency	Percent	Valid Percent	Cumulative Percent
Valid	1	2	2.0	2.0	2.0
	2	6	6.1	6.1	8.2
	3	50	51.0	51.0	59.2
	4	40	40.8	40.8	100.0
	Total	98	100.0	100.0	

y5

		Frequency	Percent	Valid Percent	Cumulative Percent
Valid	1	2	2.0	2.0	2.0
	2	8	8.2	8.2	10.2
	3	68	69.4	69.4	79.6
	4	20	20.4	20.4	100.0
	Total	98	100.0	100.0	

y6

		Frequency	Percent	Valid Percent	Cumulative Percent
Valid	2	8	8.2	8.2	8.2
	3	73	74.5	74.5	82.7
	4	17	17.3	17.3	100.0
	Total	98	100.0	100.0	

y7

		Frequency	Percent	Valid Percent	Cumulative Percent
Valid	1	3	3.1	3.1	3.1
	2	12	12.2	12.2	15.3
	3	63	64.3	64.3	79.6
	4	20	20.4	20.4	100.0
	Total	98	100.0	100.0	

y8

		Frequency	Percent	Valid Percent	Cumulative Percent
Valid	2	4	4.1	4.1	4.1
	3	49	50.0	50.0	54.1
	4	45	45.9	45.9	100.0
	Total	98	100.0	100.0	

y9

		Frequency	Percent	Valid Percent	Cumulative Percent
Valid	2	15	15.3	15.3	15.3
	3	73	74.5	74.5	89.8
	4	10	10.2	10.2	100.0
	Total	98	100.0	100.0	

y10

		Frequency	Percent	Valid Percent	Cumulative Percent
Valid	1	1	1.0	1.0	1.0
	2	15	15.3	15.3	16.3
	3	72	73.5	73.5	89.8
	4	10	10.2	10.2	100.0
	Total	98	100.0	100.0	

y11

		Frequency	Percent	Valid Percent	Cumulative Percent
Valid	2	30	30.6	30.6	30.6
	3	59	60.2	60.2	90.8
	4	9	9.2	9.2	100.0
	Total	98	100.0	100.0	

Rekapitulasi Variabel X

Descriptive Statistics					
	N	Minimum	Maximum	Mean	Std. Deviation
x1	98	2	4	3.01	.508
x2	98	1	4	2.97	.527
x3	98	2	4	2.81	.637
x4	98	2	4	2.72	.552
x5	98	2	4	2.90	.634
x6	98	1	4	2.76	.575
x7	98	1	4	3.15	.581
x8	98	2	4	3.17	.626
x9	98	1	4	2.73	.667
x10	98	1	4	3.01	.601
x11	98	1	4	3.02	.703
Valid N (listwise)	98				

Rekapitulasi Variabel Y

Descriptive Statistics					
	N	Minimum	Maximum	Mean	Std. Deviation
y1	98	1	4	3.31	.680
y2	98	1	4	3.00	.592
y3	98	1	4	2.63	.709
y4	98	1	4	3.31	.680
y5	98	1	4	3.08	.604
y6	98	2	4	3.09	.499
y7	98	1	4	3.02	.673
y8	98	2	4	3.42	.573
y9	98	2	4	2.95	.505
y10	98	1	4	2.93	.542
y11	98	2	4	2.79	.596
Valid N (listwise)	98				

DATA RESPONDEN

x1	x2	x3	x4	x5	x6	x7	x8	x9	x10	x11	total x	y1	y2	y3	y4	y5	y6	y7	y8	y9	y10	y11	total y
3	3	3	3	3	3	3	3	3	3	3	33	3	3	3	3	3	3	3	3	3	3	3	33
3	3	3	3	3	3	3	3	2	3	3	32	3	3	2	3	3	4	4	4	3	3	3	35
3	4	3	4	4	3	3	4	2	3	3	36	4	3	1	4	3	3	4	4	3	4	3	36
3	3	2	2	3	3	3	4	2	3	3	31	4	3	2	4	3	3	2	3	3	3	2	32
3	3	3	3	2	3	3	4	3	4	4	35	4	4	3	4	3	2	3	3	3	3	3	35
3	3	3	3	4	3	4	3	2	3	3	34	3	3	2	3	4	3	3	4	3	3	3	34
3	3	3	3	3	3	4	4	2	3	3	34	4	3	2	4	4	3	3	3	3	3	3	35
3	3	2	2	3	3	3	4	3	3	3	32	4	3	3	4	3	3	3	4	3	3	2	35
2	2	2	2	2	2	4	3	3	3	3	28	3	3	3	3	4	3	3	4	2	2	2	32
2	2	3	3	3	2	3	4	2	3	3	30	4	3	1	4	3	2	1	3	2	2	3	28
3	3	2	3	2	3	3	3	2	3	3	30	3	3	2	3	3	4	4	4	3	3	2	34
3	2	2	2	3	3	2	4	3	3	3	30	4	3	3	4	2	3	2	4	3	2	2	32
3	2	2	2	3	3	2	4	3	3	3	30	4	3	3	4	2	3	2	4	3	2	2	32
2	1	3	3	2	2	1	3	3	3	3	26	3	3	3	3	1	2	3	3	2	1	3	27
3	3	3	3	3	3	3	4	3	3	3	34	4	3	3	4	3	3	3	3	3	3	3	35
3	3	3	3	3	3	3	4	3	3	3	34	4	3	3	4	3	3	3	3	3	3	3	35
3	4	3	3	2	2	3	3	3	3	3	32	3	3	3	3	3	3	4	4	3	4	3	36
3	3	2	2	3	3	3	4	3	3	4	33	4	3	3	4	3	3	3	3	3	3	2	34
4	4	4	3	4	3	3	3	2	3	3	36	3	3	2	3	3	3	3	3	4	4	4	35
3	3	2	2	3	3	3	3	3	3	4	32	3	3	3	3	3	3	4	4	3	3	2	34
3	3	2	2	3	3	3	4	4	3	4	34	4	3	4	4	3	3	3	3	3	3	2	35
4	3	2	3	3	3	4	3	2	3	3	33	3	3	2	3	4	4	3	4	4	3	2	35
2	2	3	2	2	2	3	3	3	3	4	29	3	3	3	3	3	2	1	2	2	2	3	27
4	4	3	2	3	3	3	4	4	3	4	37	4	3	4	4	3	3	4	4	4	4	3	40
2	3	3	3	2	1	4	3	3	3	4	31	3	3	3	3	4	4	3	3	2	3	3	34
4	4	4	3	4	2	4	4	3	3	4	39	4	3	3	4	4	4	4	4	4	4	4	42
3	3	3	3	3	3	3	3	3	4	3	34	3	4	3	3	3	4	4	4	3	3	3	37

3	3	3	3	3	3	4	3	3	4	3	35	3	4	3	3	4	3	3	3	3	3	35	
3	3	4	3	3	3	4	3	2	3	2	33	3	3	2	3	4	3	3	4	3	3	4	35
4	3	3	3	3	3	4	3	4	3	3	36	3	3	4	3	4	3	3	4	4	3	3	37
3	2	2	2	3	3	2	4	2	3	2	28	4	3	2	4	2	3	2	4	3	2	2	31
3	3	2	3	2	3	3	3	3	3	3	31	3	3	3	3	3	4	4	4	3	3	2	35
3	4	4	3	4	4	4	3	3	3	3	38	3	3	3	3	4	4	4	4	3	4	4	39
3	3	3	3	3	3	3	2	3	3	3	32	3	3	3	3	3	3	3	3	3	3	3	33
3	3	2	2	2	2	3	3	3	3	3	29	3	3	3	3	3	3	2	2	3	3	2	30
3	3	3	3	4	2	3	3	3	3	3	33	3	3	3	3	3	3	3	4	3	3	3	34
3	3	3	3	3	3	3	3	3	3	3	33	3	3	3	3	3	3	3	3	3	3	3	33
3	3	3	3	3	3	3	2	2	2	2	29	2	2	2	2	3	3	3	3	3	3	3	29
2	3	2	3	2	2	3	2	2	2	2	25	2	2	2	2	3	3	2	2	2	3	2	25
4	4	4	4	3	3	3	4	1	3	4	37	4	3	1	4	3	3	3	3	4	4	4	36
3	3	3	3	3	3	3	4	1	3	4	33	4	3	1	4	3	3	4	4	3	3	3	35
3	3	3	3	2	2	3	4	3	4	3	33	4	4	3	4	3	3	3	3	3	3	3	36
3	3	3	3	3	3	3	3	3	3	3	33	3	3	3	3	3	3	3	3	3	3	3	33
3	3	3	3	3	3	3	4	3	4	3	35	4	4	3	4	3	3	3	2	3	3	3	35
3	3	3	2	2	2	3	3	3	3	3	30	3	3	3	3	3	3	3	3	3	3	3	33
2	2	2	2	2	2	3	3	2	3	3	26	3	3	2	3	3	3	3	3	2	2	2	29
3	3	3	3	3	3	3	3	4	4	3	35	3	4	4	3	3	3	3	3	3	3	3	35
3	3	3	3	3	3	3	3	3	4	3	34	3	4	3	3	3	3	2	3	3	3	3	33
3	3	4	4	3	3	3	4	3	4	3	37	4	4	3	4	3	4	4	4	3	3	4	40
3	3	3	3	3	3	3	3	3	3	3	33	3	3	3	3	3	3	3	3	3	3	3	33
3	3	2	3	3	3	3	3	2	3	3	31	3	3	2	3	3	3	3	3	3	3	2	31
3	3	3	3	3	3	3	3	4	4	3	35	3	4	4	3	3	3	3	3	3	3	3	35
3	3	4	3	4	4	4	4	3	4	4	40	4	4	3	4	4	4	4	4	3	3	4	41
3	3	3	4	4	4	3	2	2	2	2	32	2	2	2	2	3	4	3	3	3	3	3	30
4	3	3	3	3	3	3	2	3	3	2	32	3	3	3	3	3	3	4	4	4	3	3	36
3	3	3	2	3	3	3	3	3	3	3	32	3	3	3	3	3	2	3	3	3	3	3	32

3	3	3	3	3	3	4	3	3	2	3	33	3	2	3	3	4	3	3	3	3	3	33	
2	2	2	2	2	2	3	2	2	1	1	21	1	1	2	1	3	3	3	3	2	2	2	23
4	3	3	2	3	3	2	3	3	2	3	31	3	2	3	3	2	3	3	4	4	3	3	33
3	3	3	3	3	3	3	4	3	3	3	34	4	3	3	4	3	4	4	4	3	3	3	38
3	3	3	3	3	3	4	2	3	2	2	31	2	2	3	2	4	3	3	3	3	3	3	31
3	3	2	2	2	2	3	3	2	2	2	26	3	2	2	3	3	3	3	4	3	3	2	31
3	3	2	2	3	2	2	2	3	3	3	28	2	3	3	2	2	3	2	4	3	3	2	29
3	3	3	2	3	3	3	3	3	4	3	33	4	4	3	4	3	3	3	4	3	3	3	37
3	3	3	3	4	3	2	3	2	2	3	31	3	2	2	3	2	3	3	4	3	3	3	31
3	3	2	2	3	3	3	4	2	3	2	30	4	3	2	4	3	3	4	4	3	3	2	35
3	3	3	3	2	2	4	3	3	3	3	32	3	3	3	3	4	4	3	3	3	3	3	35
3	3	3	3	3	3	4	3	3	4	4	36	3	4	3	3	4	3	3	3	3	3	3	35
3	3	3	3	4	3	3	3	2	2	1	30	3	2	2	3	3	4	3	4	3	3	3	33
3	3	4	4	4	4	4	4	3	4	4	41	4	4	3	4	4	4	3	3	3	3	4	39
3	3	3	3	3	3	3	2	1	3	1	28	1	3	1	1	3	3	3	3	3	3	3	27
3	3	2	2	3	3	3	3	2	2	2	28	3	2	2	3	3	3	3	3	3	3	2	30
3	3	2	2	2	2	3	3	2	3	3	28	3	3	2	3	3	3	2	4	3	3	2	31
3	3	3	3	3	3	3	3	3	4	4	35	3	4	3	3	3	3	3	3	3	3	3	34
3	3	2	2	2	2	3	4	4	4	4	33	4	4	4	4	3	3	3	3	3	3	2	36
3	3	3	3	3	3	3	2	3	2	3	31	4	2	3	4	3	3	3	4	3	3	3	35
2	2	3	3	2	2	3	2	2	2	2	25	2	2	2	2	3	3	3	4	2	2	3	28
2	2	2	2	2	2	3	3	2	2	2	24	3	2	2	3	3	3	3	4	2	2	2	29
3	3	2	2	2	2	3	3	3	2	3	28	4	2	3	4	3	3	3	3	3	3	2	33
3	3	3	3	3	3	4	3	3	3	4	35	4	3	3	4	4	3	3	3	3	3	3	36
4	4	4	3	4	3	3	3	2	3	3	36	3	3	3	3	3	3	3	3	3	3	3	33
3	3	2	2	3	3	3	3	3	3	4	32	3	3	2	3	3	4	4	4	3	3	3	35
3	3	2	2	3	3	3	4	4	3	4	34	4	3	1	4	3	3	4	4	4	4	3	37
4	3	2	3	3	3	4	3	2	3	3	33	4	3	2	4	3	3	2	3	3	3	3	33
2	2	3	2	2	2	3	3	3	3	4	29	4	4	3	4	3	2	3	3	3	4	3	36

4	4	3	2	3	3	3	4	4	3	4	37	3	3	2	3	4	3	3	4	4	4	4	37
2	3	3	3	2	1	4	3	3	3	4	31	4	3	2	4	4	3	3	3	3	3	3	35
4	4	4	3	4	2	4	4	3	3	4	39	4	3	3	4	3	3	3	4	2	3	3	35
3	3	3	3	3	3	3	3	3	4	3	34	3	3	3	3	4	3	3	4	2	2	2	32
3	3	3	3	3	3	4	3	3	4	3	35	4	3	1	4	3	2	1	3	3	3	3	30
3	3	4	3	3	3	4	3	2	3	2	33	3	3	2	3	3	4	4	4	2	2	2	32
4	3	3	3	3	3	4	3	4	3	3	36	4	3	3	4	2	3	2	4	3	3	3	34
3	2	2	2	3	3	2	4	2	3	2	28	4	3	3	4	2	3	2	4	3	2	2	32
3	3	2	3	2	3	3	3	3	3	3	31	3	3	3	3	1	2	3	3	2	2	2	27
3	4	4	3	4	4	4	3	3	3	3	38	4	3	3	4	3	3	3	3	2	2	2	32
3	3	3	3	3	3	3	2	3	3	3	32	4	3	3	4	3	3	3	3	3	3	3	35
3	3	2	2	2	2	3	3	3	3	3	29	3	3	3	3	3	3	4	4	3	3	3	35
3	3	3	3	4	2	3	3	3	3	3	33	4	3	3	4	3	3	3	3	3	3	3	35